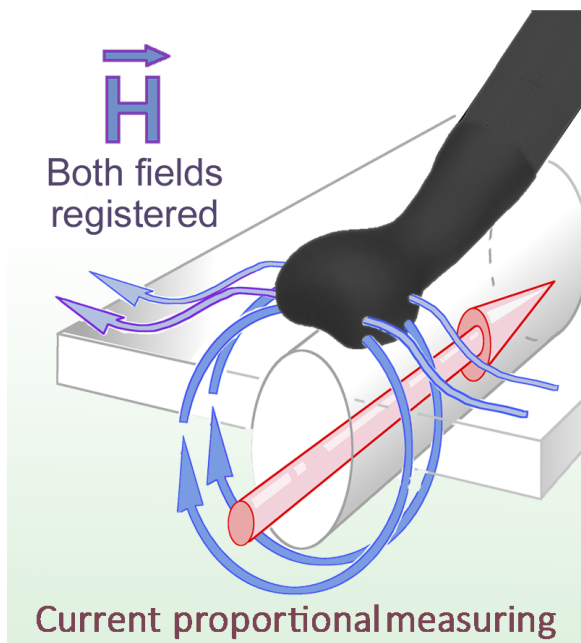


RF-U 5-2

H-Field Probe 30 MHz up to 3 GHz



Short description

The RF-U 5-2 H-field probe is designed for detecting magnetical fields at broad conducting paths, cables, connectors, electronic components and their connections. The probe functions like a coupling clamp.

The RF-U 5-2 is a small and handy, passive near-field probe. For best coupling, the probe head should be positioned directly onto the component. Field lines from other sources entering the probe laterally or in a straight line are also detected. It has a current attenuating sheath and its upper side is electrically shielded. It can be connected to a spectrum analyzer or an oscilloscope with a 50 Ω input. The H-field probe does not have an internal terminating resistance of 50 Ω .

Technical parameters

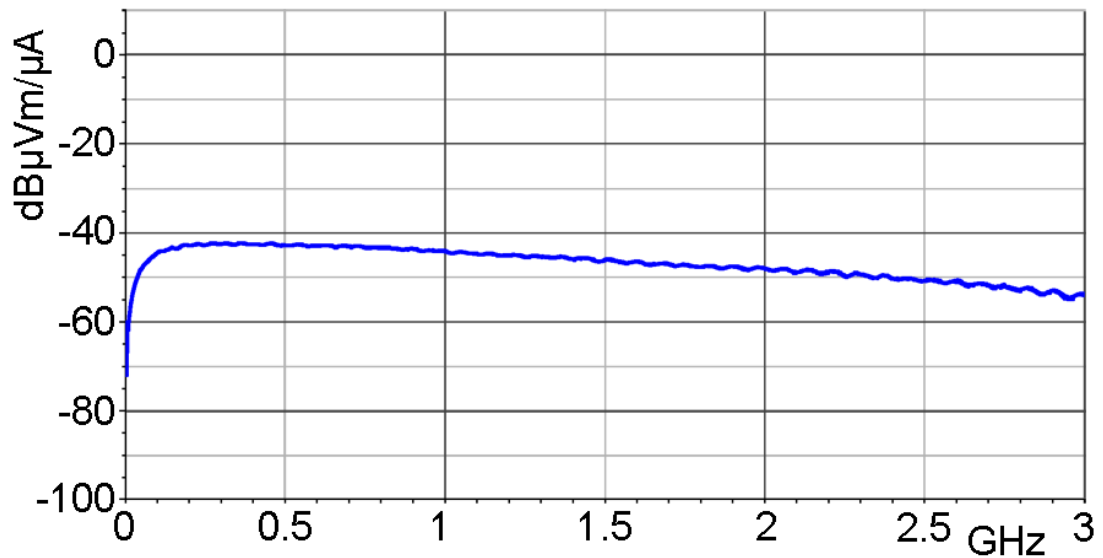
Frequency range	30 MHz ... 3 GHz
Resolution	≈ 5 mm
Probe head dimensions	$\approx (6 \times 6)$ mm
Connector - output	SMB, male, jack
Weight	15 g

RF-U 5-2

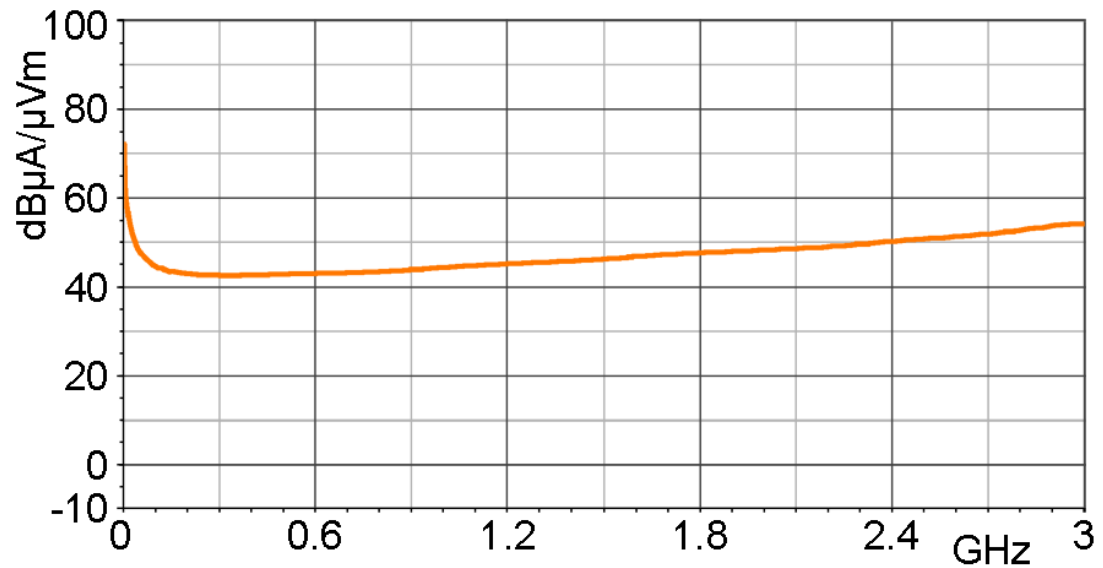
H-Field Probe 30 MHz up to 3 GHz

LANGER
EMV-Technik

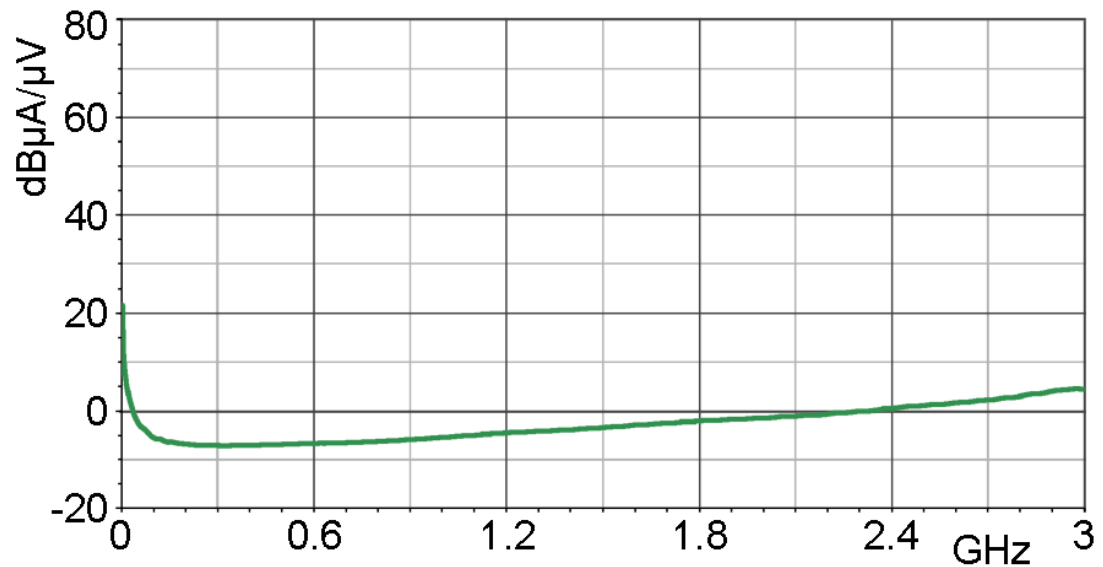
Frequency response [dB μ V] / [dB μ A/m]



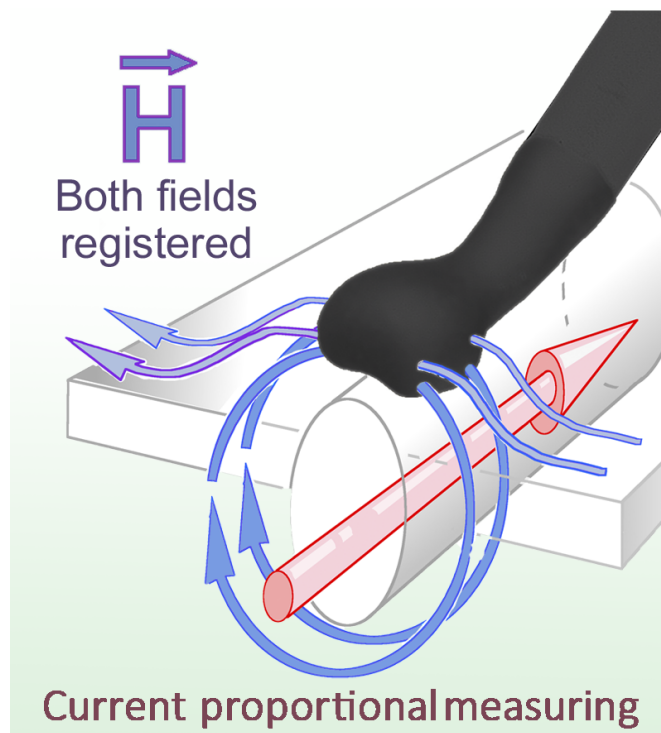
H-field correction curve [dB μ A/m] / [dB μ V]



Current correction curve [dB μ A] / [dB μ V]



Measuring principles



RF-U 5-2

H-Field Probe 30 MHz up to 3 GHz

LANGER
EMV-Technik

Probe head

