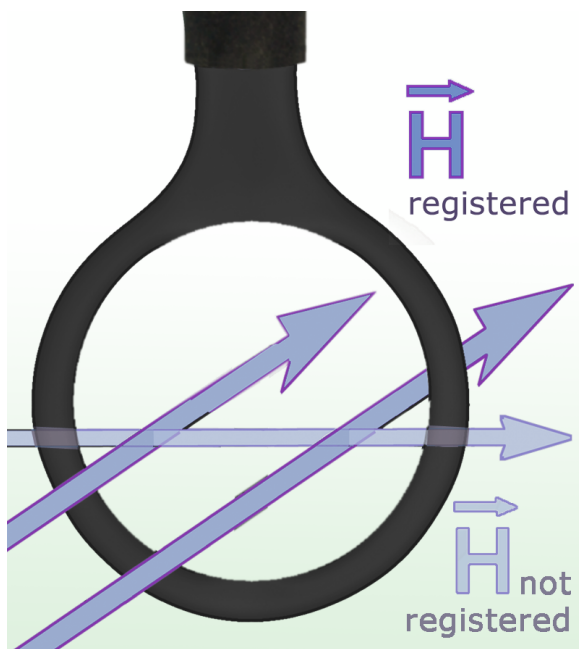


# RF-R 400-1

H-Field Probe 30 MHz up to 3 GHz



## Short description

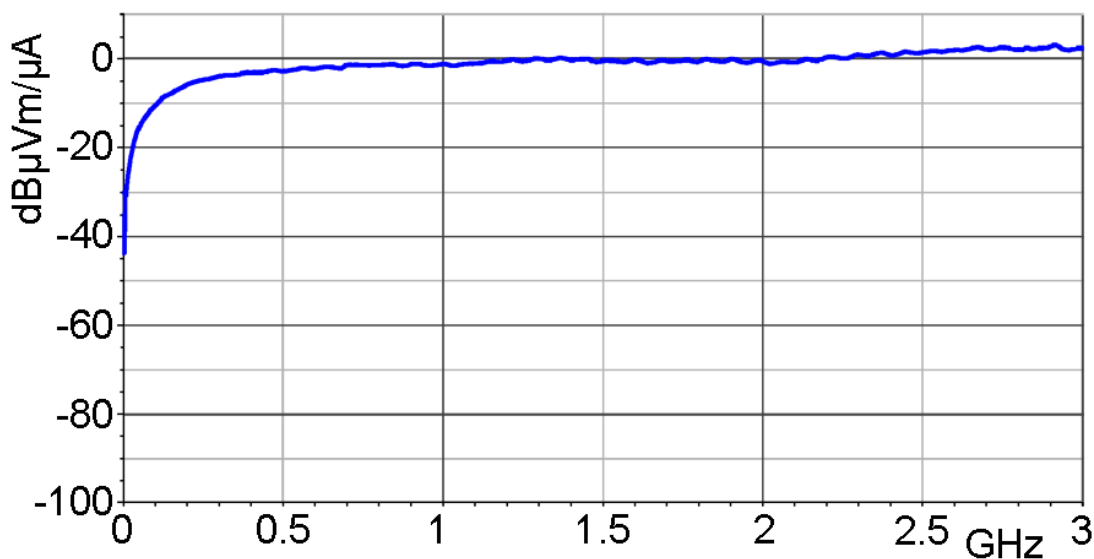
Due to its large diameter (25 mm) the RF-R 400-1 H-field probe is highly sensitive and is suitable for measurements at distances up to 10 cm around assemblies and devices.

The RF-R 400-1 is a passive near-field probe. In principle it has the same structure as the probes RF-R 50-1 and RF-R 3-2. The near-field probe is small and handy. It has a current attenuating sheath and, therefore, is electrically shielded. It can be connected to a spectrum analyzer or an oscilloscope with a 50  $\Omega$  input. The H-field probe does not have an internal terminating resistance of 50  $\Omega$ .

## Technical parameters

Frequency range	30 MHz ... 3 GHz
Probe head dimensions	$\varnothing \approx 25$ mm
Connector - output	SMB, male, jack
Weight	15 g

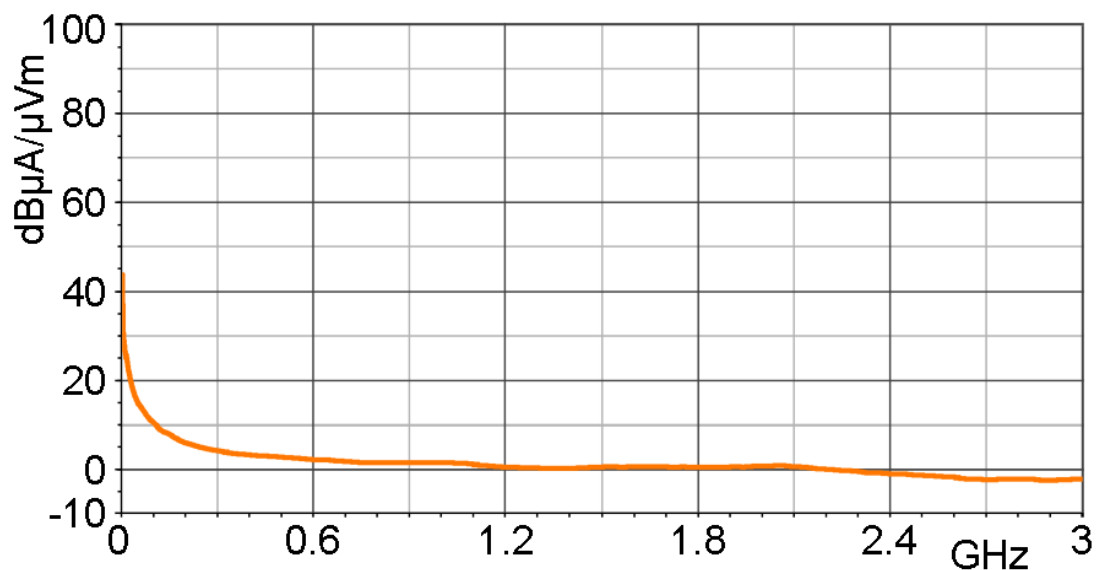
Frequency response [dB $\mu$ V] / [dB $\mu$ A/m]



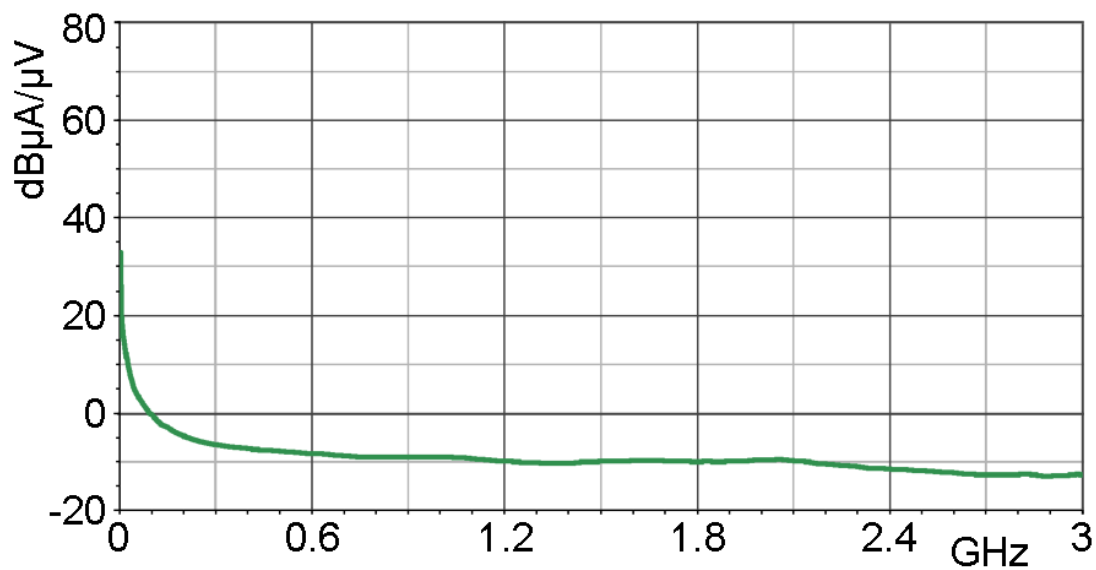
# RF-R 400-1

H-Field Probe 30 MHz up to 3 GHz

H-field correction curve [dB $\mu$ A/m] / [dB $\mu$ V]



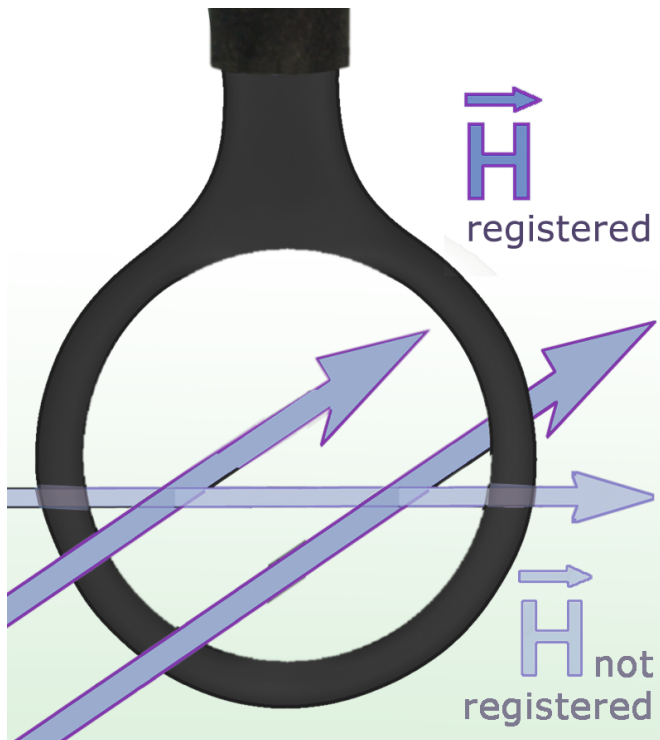
Current correction curve [dB $\mu$ A] / [dB $\mu$ V]



# RF-R 400-1

H-Field Probe 30 MHz up to 3 GHz

## Measuring principles



## Probe head

