

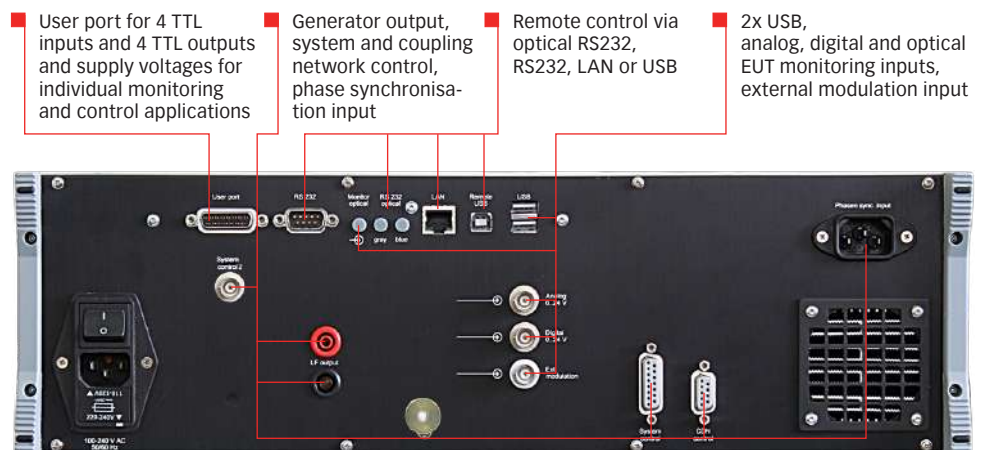
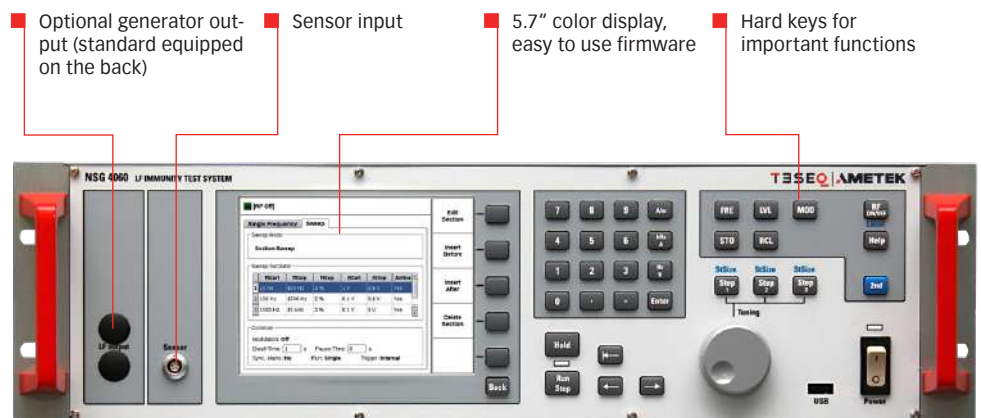
NSG 4060 LOW FREQUENCY IMMUNITY TEST SYSTEM



NSG 4060 and NSG 4060-1 Extension Unit

The NSG 4060 is an EMC immunity test system for the frequency range 15 Hz to 150 kHz. It consists of a sine wave generator, power amplifier, EUT monitoring interfaces and different coupling units depending on the application, i. e. NSG 4060-1 for testing IEC/EN 61000-4-16 including short duration disturbance tests for DC, AC from $16\frac{2}{3}$ Hz to 200 Hz and test levels up to 300 V. Voltage testing according IEC/EN 61000-4-19 requires the combination with CDND M316-2. It includes the differential mode coupling and decoupling and the required $10\ \Omega$ impedance of the disturbance source. Current testing according IEC/EN 61000-4-19, e.g. testing electricity meters, requires the combination with CT 419-5. The powerful and easy to use firmware makes the NSG 4060 independent from an external PC and control software, however it can also be remote controlled for system operation. Part of NSG 4060's delivery is an USB-to-serial/optical converter which offers potential free remote control.

- Signal generator and integrated power amplifier 15 Hz to 150 kHz
- Meets IEC/EN 61000-4-16 in combination with NSG 4060-1
- Meets IEC/EN 61000-4-19 in combination with CDND M316-2 for voltage and CT 419-5 for current testing
- Meets IEC/EN 60255-26 Annex A in combination with CN 60255-26
- Prepared test configurations for IEC/EN 61000-4-16 and IEC/EN 61000-4-19
- 5.7" color display
- Multiple EUT monitoring options



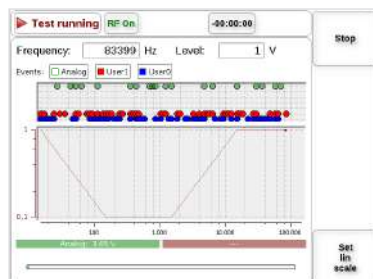
NSG 4060 LOW FREQUENCY IMMUNITY TEST SYSTEM



Firmware: Select equipment menu



Firmware: Sweep menu



Firmware: During sweep testing

Technical specifications NSG 4060 in combination with NSG 4060-1

IEC / EN 61000-4-16

Application:	IEC 61000-4-16:2015, EN 61000-4-16:2016
Frequency range	
Short duration test 1 s:	DC, $16^{2/3}$ Hz to 200 Hz
Sweep and continuous test:	13 Hz to 150 kHz
Frequency resolution:	0.01 Hz
Output voltage	
Short duration test 1 s:	$0.1 V_{rms}$ to $\geq 300 V_{rms}$ (max. 2 A), 1 VDC to 100 VDC
Sweep and continuous test:	$0.1 V_{rms}$ to $\geq 30 V_{rms}$ /V DC
Resolution:	0.01 V
Phase synchronisation:	$0^\circ \pm 5\%$
Harmonic distortion	
Short duration test:	<10%
Sweep and continuous test:	<1%
Rise and fall time of the DC output voltage at on/off switching:	between 1 to 5 μ s
Output impedance:	$50 \Omega \pm 10\%$

Technical specifications NSG 4060 in combination with CDND M316-2

IEC / EN 61000-4-19 voltage testing

Application:	IEC 61000-4-19 edition 1.0, EN 61000-4-19:2015
Frequency range:	2 kHz to 150 kHz
Frequency resolution:	0.01 Hz
Output voltage:	$0.1 V_{rms}$ to $\geq 20 V_{rms}$
Resolution:	0.01 V
Harmonic distortion:	<5%
Pulse modulation	
Modulation frequency range:	3 Hz to 10 kHz
Frequency resolution:	0.01 Hz
Duty cycle:	50%
Rise/fall time (10% / 90%):	< 10 μ s
Output impedance:	$10 \Omega \pm 30\%$

NSG 4060 **LOW FREQUENCY IMMUNITY TEST SYSTEM**

Technical specifications NSG 4060 in combination with CT 419-5

IEC/EN 61000-4-19 current testing	
Application:	IEC 61000-4-19 edition 1.0, EN 61000-4-19:2015 TR 50579:2012
Frequency range:	2 kHz to 150 kHz
Frequency resolution:	0.01 Hz
Output current:	
2 kHz to 30 kHz	0.1 A to ≥ 4 A
30 kHz to 150 kHz	0.1 A to ≥ 2 A
Resolution:	0.01 A
Harmonic distortion:	<5%
Pulse modulation	
Modulation frequency range:	3 Hz to 10 kHz
Frequency resolution:	0.01 Hz
Duty cycle:	50%
Rise/fall time (10% / 90%):	< 10 μ s
Output impedance:	1 Ω \pm 30%

Technical specifications NSG 4060 in combination with NSG 4060-1 and connected CN 60255-26

IEC/EN 60255-26	
Application:	Annex A of IEC 60255-26:2013, EN 60255-26:2013 + AC:2013 + Corrigendum 1 and 2
Frequency	
Single frequency test:	16 ² / ₃ Hz to 60 Hz
Frequency resolution:	0.01 Hz
Output voltage:	0.1 V _{rms} to ≥ 300 V _{rms}
Resolution:	0.01 V
Dwell time:	0.3 s to >10 s
Phase synchronisation:	0° \pm 5%
Harmonic distortion:	<10%
Generator output impedance:	50 Ω \pm 10%
Remote connection:	via User port with D-Sub 15 pole 1:1 connection to CN 60255-26

NSG 4060 **LOW FREQUENCY IMMUNITY TEST SYSTEM**

General specifications NSG 4060

Display:	640 x 480, 5.7" color
Output connector:	4 mm safety banana
User port:	D-Sub 15 pole with 4 TTL inputs and 4 TTL outputs +12 V / 100 mA, -12 V / 100 mA, +5 V / 100 mA power supply
Monitoring input analog:	BNC socket, 0-24 V $R_i \geq 15 \text{ k}\Omega$, 6 mV resolution
Monitoring digital input:	BNC socket, 0 to 24 V via optical coupler $R_i = 1.5 \text{ k}\Omega$, switching threshold approx. 2 to 3 V
Monitoring optical input:	optical fiber, HP versatile link HFBR0501 series 40 kBd, (avoid scattered light on the front panel)
Sensor input:	ODU socket, 0 to 4.2 V $R_i \geq 4 \text{ k}\Omega$, 6 mV resolution
External modulation input:	BNC socket (prepared only)
RS232:	D-Sub 9 pole, up to 115200 Bd
RS232 optical:	Connector 2 x HFBRx523 socket for 1 mm fiber optic cable with length between 5 m and 30 m with 115200 Bd, for other distances 38400 Bd, max. 50 m
Mains input:	110 to 230 VAC 50 / 60 Hz, autoranging
Size (W x H x D):	45 cm (19") x 15 cm (3HU) x 42.3 cm (with handle bar and foot)
Weight:	approx. 15 kg
Cardboard box:	60 cm x 55 cm x 37 cm, weight of cardboard box approx. 2.3 kg (empty)

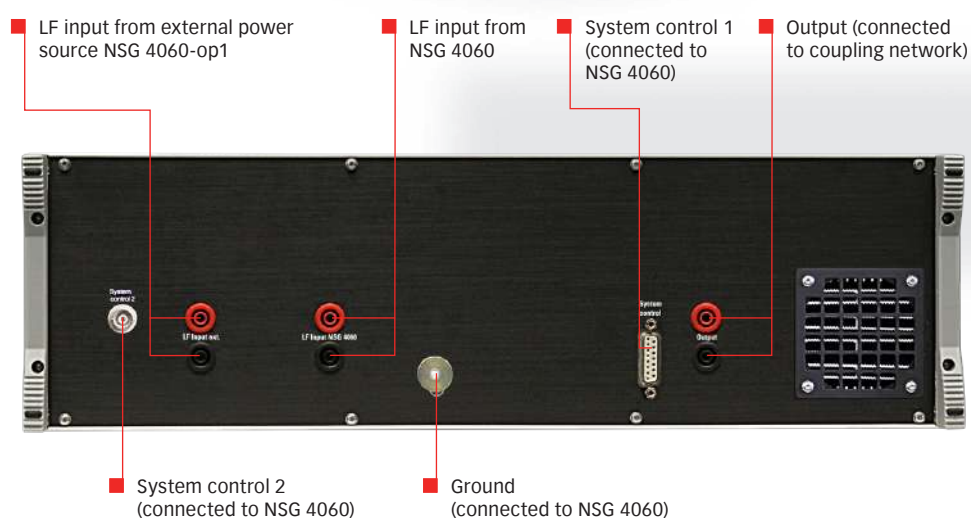
General specifications NSG 4060-1 Extension Unit

Input/output connectors:	4 mm safety bananas
Size (W x H x D):	45 cm (19") x 15 cm (3HU) x 37.5 cm
Weight:	approx. 35 kg
Packing case:	66 cm x 55 cm x 32 cm, approx. 10 kg (empty)

NSG 4060

LOW FREQUENCY IMMUNITY TEST SYSTEM

View to the back plane of NSG 4060-1 Extension Unit



Technical specifications NSG 4060 in combination with NSG 4060-1 and NSG 4060-op1





IEC / EN 61000-4-16	
Application:	IEC 61000-4-16:2015, EN 61000-4-16:2016
Frequency range	
Short duration test 1 s:	DC
Output voltage	
Short duration test 1 s:	1 V to 330 V DC
Continuous test:	1 V to ≥ 30 V DC
Resolution:	0.01 V
Rise and fall time of the DC output voltage at on/off switching:	between 1 to 5 μ s
Output impedance:	50 $\Omega \pm 10\%$

General specifications NSG 4060-op1

Mains input:	200 to 240 VAC 47 / 63 Hz
Size (W x H x D):	43 cm x 9 cm x 43 cm
Weight:	approx. 13 kg

NSG 4060 **LOW FREQUENCY IMMUNITY TEST SYSTEM**

Application range

Product picture	IEC/EN 61000-4-16	IEC/EN 61000-4-19	Generator	Level	Modulation	Frequency range	Impedance	Phase synchronisation	Harmonic distortion
	■		NSG 4060 + NSG 4060-1	Continuous level: 1 to ≥ 30 V	-	DC	50 Ω , Note 1	-	-
				Short time level 1 to 100 V					
				Short time level 0.1 to ≥ 300 V _{rms} , Note 3		$16^{2/3}$ to 200 Hz		to 0°	<10%
				Continuous level: 0.1 to ≥ 30 V _{rms}		13 Hz to 150 kHz		-	<1%
	■		NSG 4060 + NSG 4060-1 ⁴⁾ + NSG 4060-op1	see above	-	DC	50 Ω , Note 1	-	-
				Short time level 1 to 330 V					
	■		NSG 4060 + CDND M316-2	Continuous voltage level: 0.1 to ≥ 20 V _{rms}	CW + pause/pulse modulation + pause	2 kHz to 150 kHz	10 Ω , Note 2	-	<5%
	■		NSG 4060 + CT 419-5	Continuous current level: 2 kHz - 30 kHz, up to ≥ 4 A _{rms} , 30 kHz - 150 kHz, up to ≥ 2 A _{rms}			1 Ω , Note 2	-	


Note 1: Included in NSG 4060-1 Extension Unit

Note 2: In combination with the coupling network/current transformer

Note 3: Max. 2 A

NSG 4060 LOW FREQUENCY IMMUNITY TEST SYSTEM

Application range (continued)

Product picture	IEC/EN 60255-26 Annex A	Generator	Level	Modulation	Frequency range	Impedance	Phase synchronisation	Harmonic distortion
	■	NSG 4060 + NSG 4060-1 + CN 60255-26	Short time level: 0.3 to >10 s Test level: 0.1 to $\geq 300 V_{rms}$	-	$16^{2/3}$ to 60 Hz	50 Ω , Note 1	to 0°	<10%

Note 1: Included in NSG 4060-1 Extension Unit

Delivery items for the NSG 4060 series

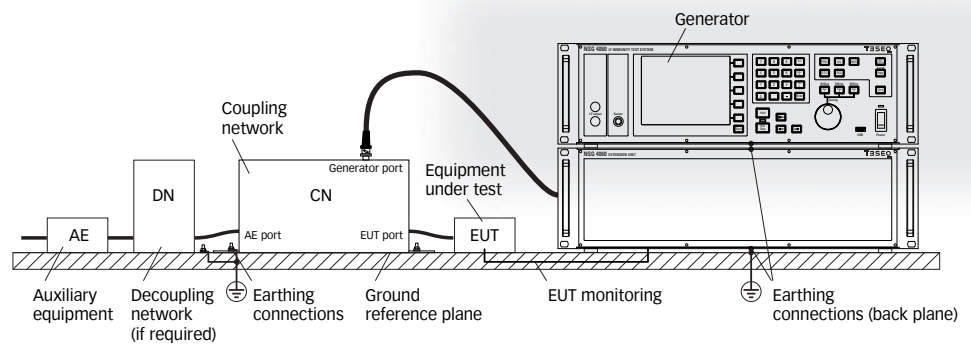
NSG 4060: NSG 4060 main unit; RS232 cable (Nullmodem); USO 4013 (USB to serial / optical converter with 20 m optical cable); mains cable GB, CH, USA / JP, EU; LE 261 sensor cable; USB stick with Report Program; operating manual

NSG 4060-1: NSG 4060-1 extension unit; LE 260 earth cable; 2x safety banana cable 25 cm; safety banana to BNC cable 160 cm; system control cables BNC and LE 262 with SUB-D-15

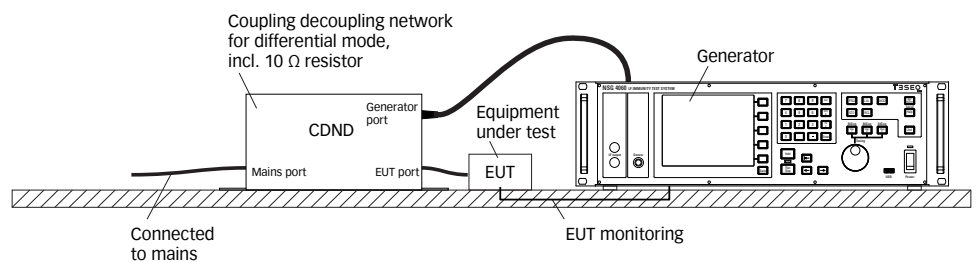
NSG 4060-op1: DC power source 2.4 KW Chroma 62024P-600-8; Operating manual; LE 267 three wire power cable

NSG 4060 **LOW FREQUENCY IMMUNITY TEST SYSTEM**

Application example for IEC/EN 61000-4-16 testing

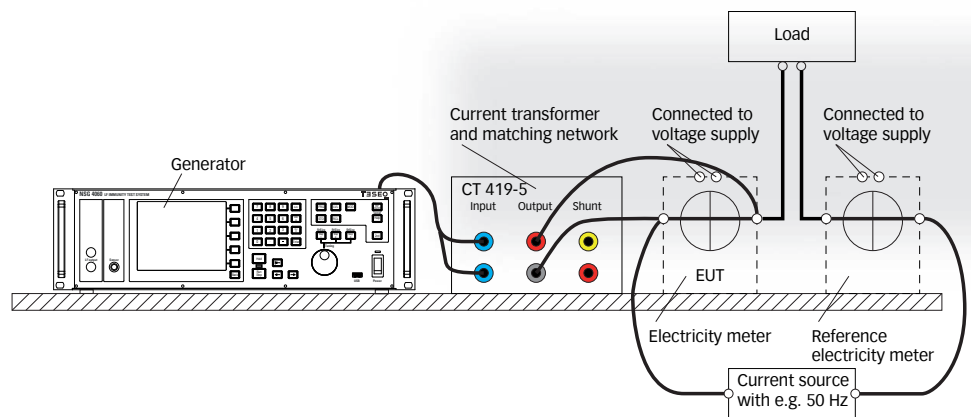


Application example for IEC/EN 61000-4-19 voltage testing

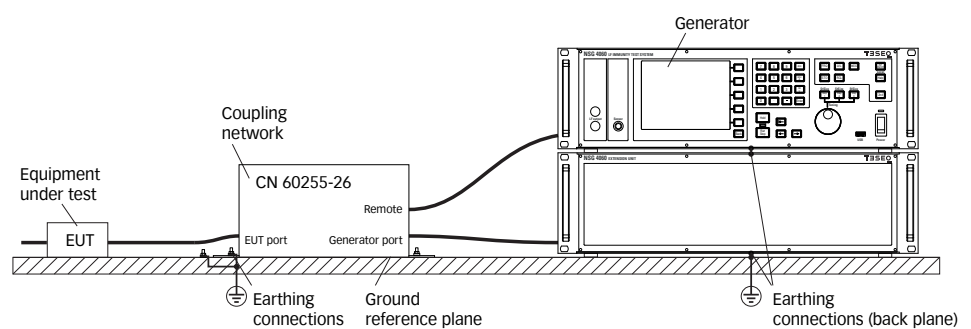


NSG 4060 **LOW FREQUENCY IMMUNITY TEST SYSTEM**

Application example for IEC/EN 61000-4-19 current testing









Application example for IEC/EN 60255-26 Annex A testing



NSG 4060 **LOW FREQUENCY IMMUNITY TEST SYSTEM**



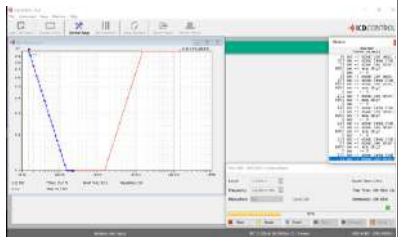
Model No. and options

Product picture	Product name	Description	Part number
	NSG 4060B1 (Rack)	Low frequency immunity test system, 15 Hz to 150 kHz generator, 3 Hz to 10 kHz modulator, EUT monitoring ports, 600 W amplifier, 5.7" color display, 3 HU rack version , combined with option NSG 4060-1 for IEC/EN 61000-4-16, combined with option CDND M316-2 for IEC/EN 61000-4-19 voltage testing, combined with option CT 419-5 for IEC/EN 61000-4-19 current testing	258096
	NSG 4060B1	Low frequency immunity test system, 15 Hz to 150 kHz generator, 3 Hz to 10 kHz modulator, EUT monitoring ports, 600 W amplifier, 5.7" color display, 3 HU desktop version , combined with option NSG 4060-1 for IEC/EN 61000-4-16, combined with option CDND M316-2 for IEC/EN 61000-4-19 voltage testing, combined with option CT 419-5 for IEC/EN 61000-4-19 current testing	258095
	NSG 4060-1 (Rack)	Extension unit of NSG 4060 for IEC 61000-4-16 testing, provides 50 Ω output impedance, short time testing and DC test function, 3 HU rack version , incl. 2x cable banana, BNC/banana cable, LE 260 earth cable, LE 262 system control cable, BNC system control cable	255501
	NSG 4060-1	Extension unit of NSG 4060 for IEC 61000-4-16 testing, provides 50 Ω output impedance, short time testing and DC test function, 3 HU desktop version , incl. 2x cable banana, BNC/banana cable, LE 260 earth cable, LE 262 system control cable, BNC system control cable	255504
	NSG 4060-op1	External DC power source 2.4 KW, requires 200 to 240 Vac mains	255507
	NSG 4060B1 Front	Low frequency immunity test system, 15 Hz to 150 kHz generator, 3 Hz to 10 kHz modulator, EUT monitoring ports, 600 W amplifier, 5.7" color display, 3 HU desktop version , output located on front panel , combined with option NSG 4060-1 for IEC/EN 61000-4-16, combined with option CDND M316-2 for IEC/EN 61000-4-19 voltage testing, combined with option CT 419-5 for IEC/EN 61000-4-19 current testing	257099
	NSG 4060-TC	Traceable calibration (ISO17025) of NSG 4060 combined with NSG 4060-1 for IEC 61000-4-16, order only with the device	97-255500
	NSG 4060-DAkks	DAkks calibration (ISO17025) of NSG 4060 combined with NSG 4060-1 for IEC 61000-4-16, order only with the device	98-255500
	SW 4060	Switch for combining NSG 4060, NSG 4060-1 and CDND M316-2	255505
	SW 4060 (Rack)	Switch for combining NSG 4060, NSG 4060-1 and CDND M316-2, recommended for Rack 4060-23H	258008

NSG 4060 LOW FREQUENCY IMMUNITY TEST SYSTEM

Product picture	Product name	Description	Part number																		
	Rack 4060-23H	<p>Rack 23 HU for NSG 4060, NSG 4060-1, CDND M316-2 and ITF 14A/, ITF 22, front panels, connectors and wheels included, requires 200 to 240 Vac mains.</p> <p>The rack as shown on the left consist of parts as given in the following table:</p> <table><tr><th>Product name</th><th>Part number</th></tr><tr><td>Rack 4060-23H</td><td>257510</td></tr><tr><td>NSG 4060B1 Front</td><td>257099</td></tr><tr><td>NSG 4060-1 (Rack)</td><td>255501</td></tr><tr><td>NSG 4060-op1</td><td>255507</td></tr><tr><td>SW 4060 (Rack)</td><td>258008</td></tr><tr><td>ITF 14A</td><td>257001</td></tr><tr><td>CDND M316-2</td><td>247757</td></tr><tr><td>CT 419-5</td><td>255650</td></tr></table>	Product name	Part number	Rack 4060-23H	257510	NSG 4060B1 Front	257099	NSG 4060-1 (Rack)	255501	NSG 4060-op1	255507	SW 4060 (Rack)	258008	ITF 14A	257001	CDND M316-2	247757	CT 419-5	255650	257510
Product name	Part number																				
Rack 4060-23H	257510																				
NSG 4060B1 Front	257099																				
NSG 4060-1 (Rack)	255501																				
NSG 4060-op1	255507																				
SW 4060 (Rack)	258008																				
ITF 14A	257001																				
CDND M316-2	247757																				
CT 419-5	255650																				
	CN series	<p>Coupling Network for IEC 61000-4-16</p> <p>Datasheet: https://www.ametek-cts.com/products/product-groups/rf-coupling-networks-or-lisn/cn</p>	various																		
	CN-TC	Traceable calibration (ISO17025) for IEC 61000-4-16 requirements, order only with CN	97-255600																		
	CN-ACC	Accredited calibration (ISO17025), common mode impedance, resistance and capacitance measurement	98-255600																		
	ITF series	<p>Decoupling Network, isolation transformer for IEC 61000-4-16</p> <p>Datasheet: https://www.ametek-cts.com/products/product-groups/rf-coupling-networks-or-lisn/cn</p>	various																		
	ITF-DAkKS	DAkKS accredited calibration (ISO17025), order only with device	98-257000																		
	CN 60255-26	<p>Coupling network accord. IEC / EN 60255-26 Annex A Figure 1 to A3, includes D-Sub 15 pole 1:1, male, cable, 2 m</p> <p>Datasheet: https://www.ametek-cts.com/products/product-groups/rf-coupling-networks-or-lisn/cn</p>	258001																		
	CN 60255-26-TC	Traceable calibration (ISO17025) for IEC 61000-4-16 and IEC 60255-26 requirements, order only with CN 60255-26	97-258001																		
	CDND M316-2	<p>Coupling Decoupling Network for IEC 61000-4-19 DM voltage, type M3 (M2), 16 A, banana</p> <p>Datasheet: https://www.ametek-cts.com/products/product-groups/rf-coupling-networks-or-lisn/cdnd</p>	247757																		

NSG 4060 LOW FREQUENCY IMMUNITY TEST SYSTEM

Product picture	Product name	Description	Part number
	CDND 419-TC	Traceable calibration (ISO17025) for IEC 61000-4-19 requirements, order only with NSG 4060 and CDND M316-2	97-247757
	CDND 419-DAkKS	DAkKS accredited calibration (ISO17025) for IEC 61000-4-19 requirements, order only with NSG 4060 and CDND M316-2	98-247757
	CAS CDND19	Calibration kit for CDND M316-2, incl. 2x MB 1-10 (Balun 50 Ω / 10 Ω) and adapters, delivered in storage case, traceable calibration included Datasheet: https://www.ametek-cts.com/products/product-groups/rf-coupling-networks-or-lisn/cdnd	255661
	CT 419-5	Current transformer, 1:1, 5 A for DM current IEC 61000-4-19 Datasheet: https://www.ametek-cts.com/products/product-groups/rf-coupling-networks-or-lisn/ct	255650
	CT 419-TC	Traceable calibration (ISO17025) for IEC 61000-4-19 requirements, order only with NSG 4060 and CT 419-5	97-255650
	CT 419-DAkKS	DAkKS accredited calibration (ISO17025) for IEC 61000-4-19 requirements, order only with NSG 4060 and CT 419-5	98-255650
	icd.control	Software License for one generator NSG 4060, NSG 4070B-xx or NSG 4070C-xx	257512

AMETEK CTS Europe GmbH
Landsberger Str. 255 · 12623 Berlin · Germany
T +49 30 56 59 88 35 F +49 30 56 59 88 34
customer care.cts@ametek.com
www.ametek-cts.com

© August 2022 Teseq®
Specifications subject to change without notice.
Teseq® is an ISO-registered company. Its products are designed and manufactured under the strict quality and environmental requirements of the ISO 9001. This document has been carefully checked. However, Teseq® does not assume any liability for errors or inaccuracies.

82-258090 E07 August 2022