

ISN PLT-A **IMPEDANCE STABILIZATION NETWORK (ISN)** **FOR POWERLINE TELECOMMUNICATION (PLT)**



- For asymmetric disturbance measurements on PLT devices
- Frequency range 1.6 to 30 MHz
- LCL >55 dB
- Conform with EN 50561-1
- Supplied with Coupling Unit



Coupling Unit

The ISN PLT-A is made for measurements on PLT devices which use one port for mains power supply and telecommunications (PLT port). It is conform with the requirements of EN 50561-1. Included in the delivery is the Coupling Unit (CU) as given in figure 3 of the standard.

Technical specifications

Max. operating voltage:	250 VAC, 50 Hz, Mains L/N/PE
Max. operating current:	10 A
Test voltage:	1.5 kV AC, 2 s
Mains sockets EUT / AE:	4 mm, safety
RF sockets:	BNC, 50 Ω
Frequency range:	1.6 MHz to 30 MHz
Common mode impedance:	25 $\Omega \pm 3 \Omega$
Phase angle:	0° $\pm 25^\circ$
Differential mode impedance:	100 $\Omega \pm 10 \Omega$
Phase angle:	0° $\pm 25^\circ$
Voltage division factor:	0 dB ± 1 dB
Isolation (common mode):	>55 dB
Insertion Loss – symmetric:	<3 dB
LCL:	>55 dB
Coupling Unit	
Max. operating voltage:	250 VAC, 50 Hz, Mains L/N/PE
Max. operating current:	10 A
Mains sockets Coupling Unit:	Schuko
Common mode decoupling attenuation *):	>40 dB
Insertion Loss (differential mode *):	>40 dB

*) Parameters are only valid for a test setup with two identical AMNs like NNB 51 or NNB 52
 All symmetrical parameters are only valid for a symmetrical impedance of 100 Ω

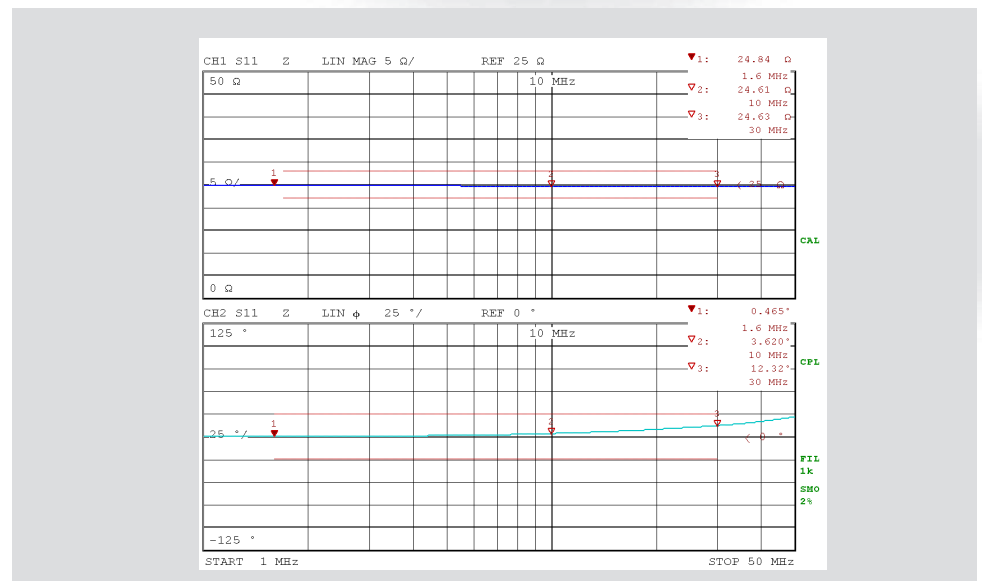
Mechanical specifications

Size (W x H x D) in mm:	185 x 100 x 100
Size of the base plate in mm:	235 x 100
Weight:	approx. 1450 g
Size of the Coupling Unit (W x H x D) in mm:	95 x 63 x 85 (each box)
Cable length of the Coupling Unit:	approx. 0.8 m
Weight of the Coupling Unit:	approx. 260 g

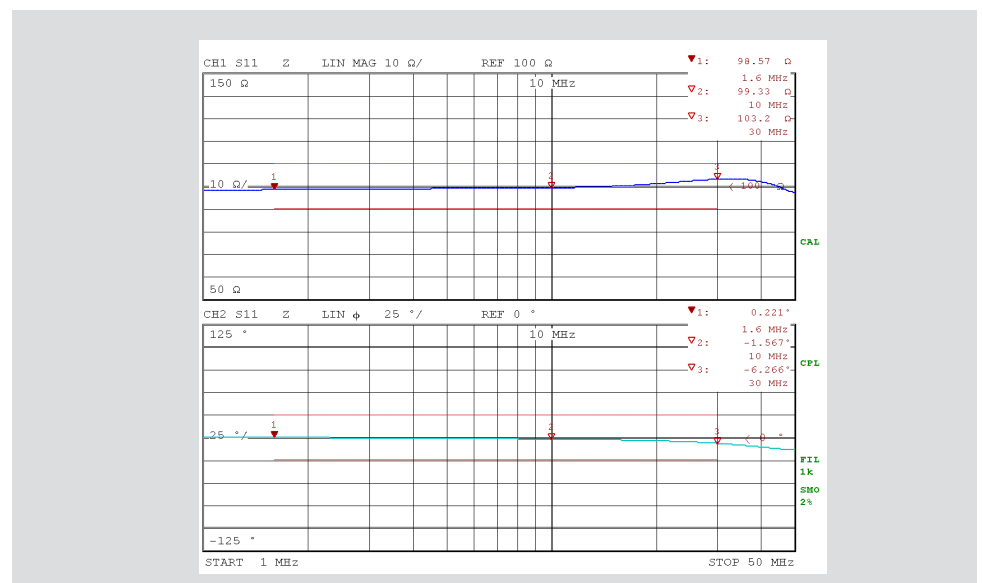
ISN PLT-A

IMPEDANCE STABILIZATION NETWORK (ISN) FOR POWERLINE TELECOMMUNICATION (PLT)

Typical common mode impedance and phase angle (EUT)

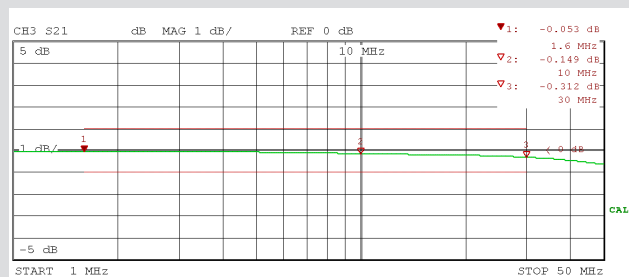


Typical differential mode impedance and phase angle (EUT)

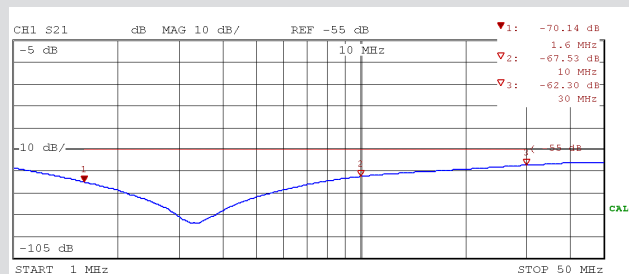


ISN PLT-A IMPEDANCE STABILIZATION NETWORK (ISN) FOR POWERLINE TELECOMMUNICATION (PLT)

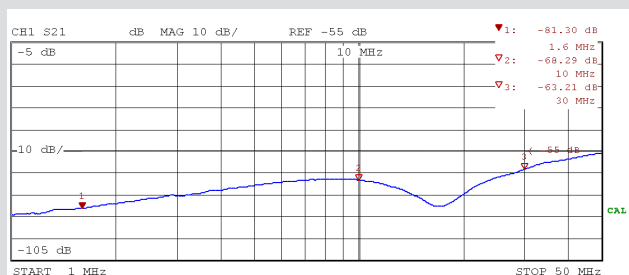
Typical voltage division factor ($EUT - V_{OUT}$)



Typical isolation ($AE - V_{OUT}$)

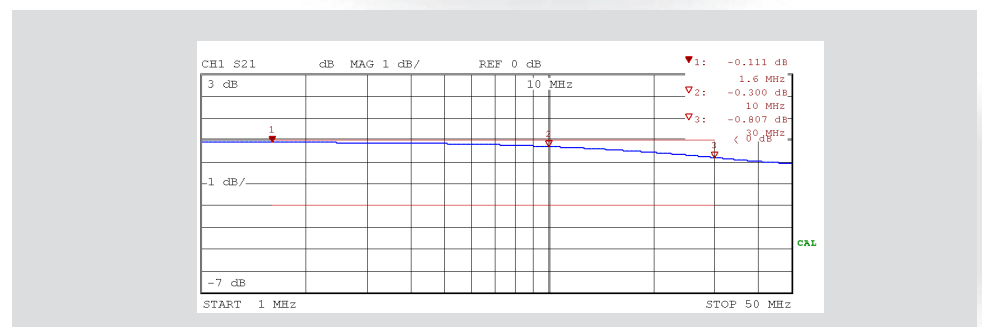


Typical LCL (EUT)

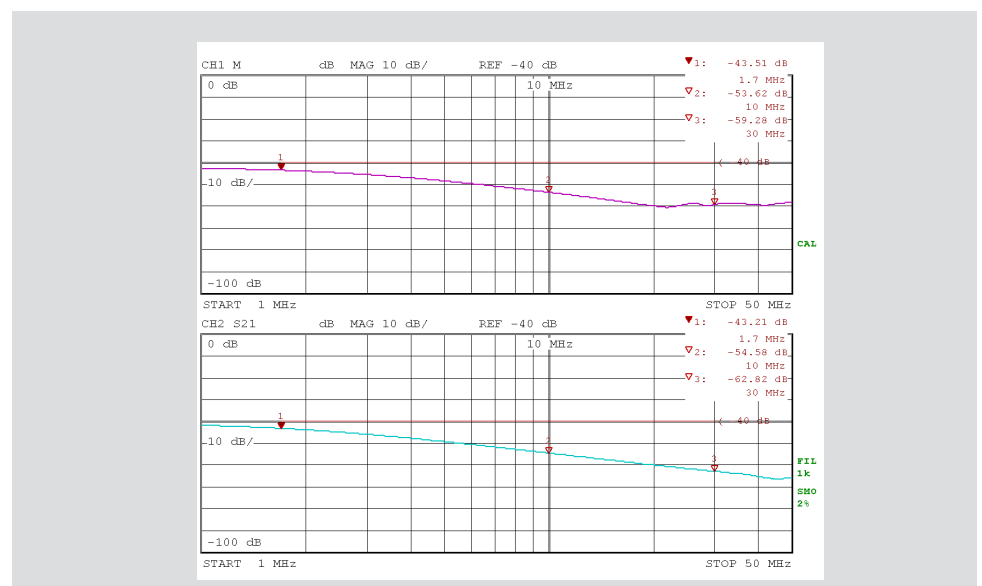


ISN PLT-A IMPEDANCE STABILIZATION NETWORK (ISN) FOR POWERLINE TELECOMMUNICATION (PLT)

Typical insertion loss, symmetric (EUT – AE)



Coupling Unit: Typical common mode decoupling attenuation (isolation), typical insertion loss (differential mode)



ISN PLT-A

IMPEDANCE STABILIZATION NETWORK (ISN) FOR POWERLINE TELECOMMUNICATION (PLT)



Coupling Unit, top view

Delivery information

Part number	Description
243783	ISN PLT-A ISN for power line telecommunication for EN 50561-1, LCL ≥ 55 dB, with Coupling Unit in storage case
97-243784	ISN PLT-TC Traceable calibration (ISO17025), order only with the device

Teseq GmbH

Landsberger Str. 255 · 12623 Berlin · Germany
T +49 30 56 59 88 35 F +49 30 56 59 88 34
desales@teseq.com www.teseq.com

© June 2014 Teseq®

Specifications subject to change without notice.
Teseq® is an ISO-registered company. Its products
are designed and manufactured under the strict
quality and environmental requirements of the ISO
9001. This document has been carefully checked.
However, Teseq® does not assume any liability for
errors or inaccuracies.

82-243783 E02 Jun. 2014